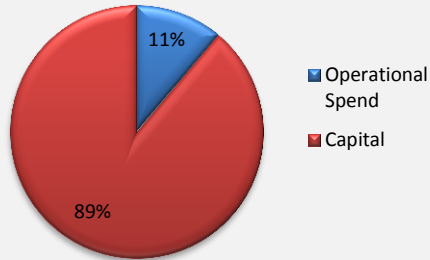


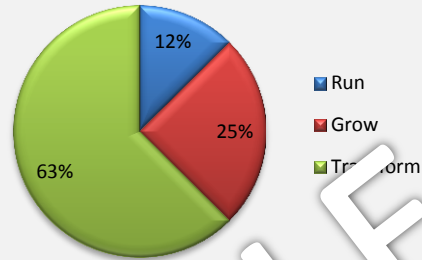
## Executive Dashboard

April 21, 2013

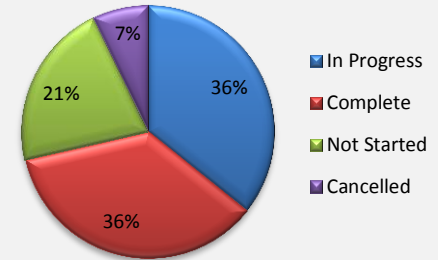
**CapEx % of Total Portfolio Spend**



**Portfolio Investment**



**Portfolio Project Status**



**Highlights**

**Key Risks and Issues - Management Action Needed**

Program	Total Projects In Progress	Previous Health Status	Current Health Status	Trend	Schedule	Cost	Quality	Risk	Cust. Satisfaction	Comments
IT Infrastructure Program	4	🟢	🟡	⬇️	🔴	🟡	🟢	🟢	🟡	
Business Intelligence Program	3	🟢	🟢	➡️	🟢	🟢	🟢	🟢	🟢	
eCommerce Program	6	🟡	🟢	⬆️	🟢	🟢	🟢	🟢	🟡	
ERP Integration Program	7	🟡	🟡	➡️	🟡	🟡	🟡	🟡	🟡	
Business Process Re-engineering Program	4	🟡	🟢	➡️	🟡	🟢	🟢	🟢	🟢	